











**BREVETTI MOTTA**

**PRISMA CE accessori/accessories**



<b>T002b</b>	IT	Barra appoggio asta l=1000mm con piedino	
	EN	Moulding supporting arm l=1000mm (39 3/8") with leg	
	FR	Barre appui moulure l=1000, avec petit pied	
<b>T005f</b>	IT	Riscontro a misura supplementare	
	EN	Sliding measuring stop (additional)	
	FR	Arrêt coulant supplémentaire	
<b>T009d</b>	IT	Barra appoggio asta (l=1000mm) con piedino e misura metrica adesiva	
	EN	Moulding supporting arm (l=1000mm 39 3/8") with leg and adhesive measuring system	
	FR	Barre appui moulure (l=1000), avec règle métrique et petit pied	
<b>T021</b>	IT	Supporto scarto completo	
	EN	Waste pieces support	
	FR	Support pièces de déchets	

<b>M020</b>	IT	Kit bloccaggio pneumatico verticale dell'asta	
	EN	Vertical pneumatic clamping unit	
	FR	Blocage vertical pneumatique de la baguette	
<b>M035</b>	IT	Impianto spruzzatori (disponibile solo con M036)	
	EN	Cooling system (available only with M036)	
	FR	System de refroidissement (disponible seulement avec M036)	
<b>M036</b>	IT	Kit bloccaggio pneumatico orizzontale dell'asta	
	EN	Horizontal pneumatic clamping unit	
	FR	Blocage horizontal pneumatique de la baguette	
<b>M037</b>	IT	Kit bloccaggio orizzontale e verticale pneumatico dell'asta	
	EN	Horizontal and vertical pneumatic clamping unit	
	FR	Blocage horizontal et vertical pneumatique de la baguette	